

## Evaluating **WAS\*IS** and Guiding Future Directions of the Program

### **Important information about this survey – PLEASE READ!**

There are two main goals of this survey:

- (1) to evaluate the **WAS\*IS** program, including our efforts to date in achieving the vision and mission of **WAS\*IS**; and
- (2) to get your input on the future directions of **WAS\*IS**.

The questions in this survey are applicable to all attendees of all **WAS\*IS** workshops. In other words, there are no questions about a specific workshop. The questions are to assess the **WAS\*IS** program as a whole. Moreover, we ask that you respond to the questions based on your own personal experiences with and perceptions of **WAS\*IS**.

Your input is essential to helping us improve **WAS\*IS** and chart new paths, so please take the time to respond! Please note that all of your responses will remain confidential and will not be reported in any way that can identify you as an individual, so please respond as honestly as you can.

Thank you for taking the time to complete this survey!

### **Note:**

**Because the 2008 Summer WAS\*IS Workshop participants were invited to complete the survey within a month of their attending the workshop, they were not asked to respond survey questions that asked about longer-term impacts and evaluations of WAS\*IS. The questions the 2008 participants did NOT receive are denoted by \*\*.**

## Section 1: Evaluating WAS\*IS

Please read the text of the **WAS\*IS** vision and mission below and then answer the set of questions that follow based on your personal experience with and perceptions of **WAS\*IS**.

*The **WAS\*IS** vision is to change the weather enterprise by comprehensively and sustainably integrating social science into meteorological research and practice.*

*The **WAS\*IS** mission to achieve this vision is to establish a framework for:*

- a) building an interdisciplinary community of practitioners, researchers, and stakeholders—from the grassroots up—who are dedicated to the integration of meteorology and social science; and*
- b) providing this community with a means to learn about and further examine ideas, methods, and examples related to integrated weather-society work.*

- 1** How important to you is it to learn how to address challenges of work that integrates meteorology and social science?

Not at all important	A little important	Somewhat important	Very important	Extremely important
1	2	3	4	5

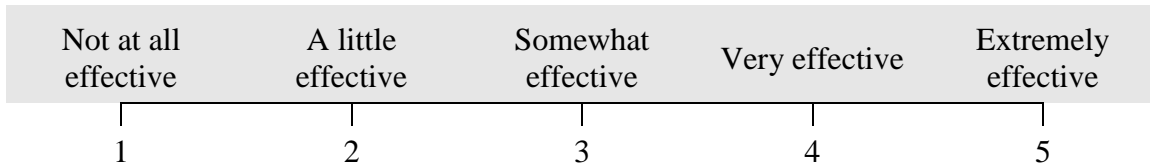
- 2** How effective was the WAS\*IS workshop in beginning to address challenges of work that integrates meteorology and social science?

Not at all effective	A little effective	Somewhat effective	Very effective	Extremely effective
1	2	3	4	5

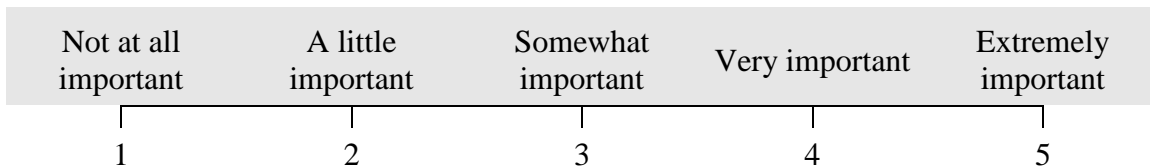
- 3** How important to you is it to learn tools (surveys, focus groups, Geographic Information Systems, etc.) that can be used when conducting work that integrates meteorology and social science?

Not at all important	A little important	Somewhat important	Very important	Extremely important
1	2	3	4	5

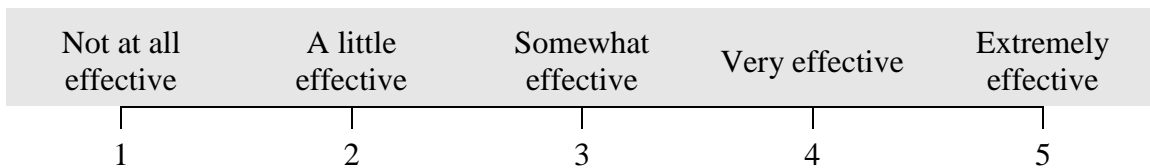
**4** How effective was the WAS\*IS workshop in introducing you to tools (surveys, focus groups, Geographic Information Systems, etc.) that can be used when conducting work that integrates meteorology and social science?



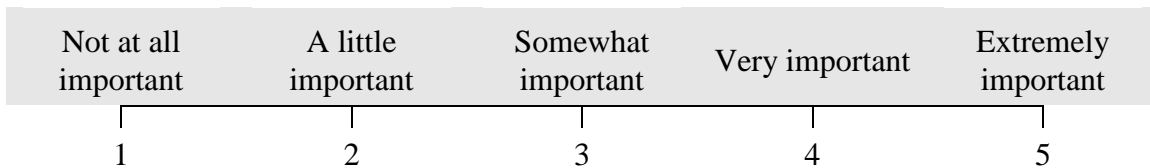
**5** How important to you is it to learn concepts (problem definition, end-to-end-to-end process, etc.) that are relevant when conducting work that integrates meteorology and social science?



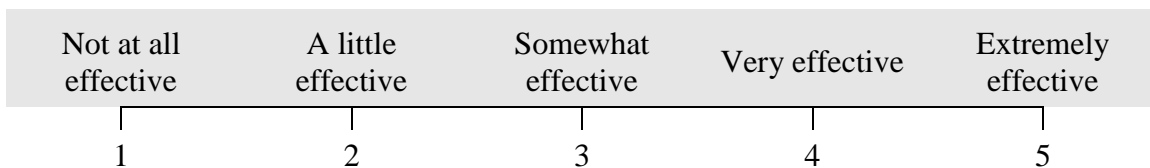
**6** How effective was the WAS\*IS workshop in introducing you to concepts (problem definition, end-to-end-to-end process, etc.) that are relevant when conducting work that integrates meteorology and social science?



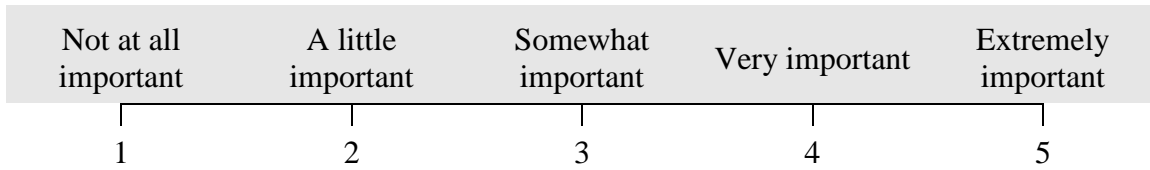
**7** How important to you is it to learn about real-world examples of work that integrates meteorology and social science?



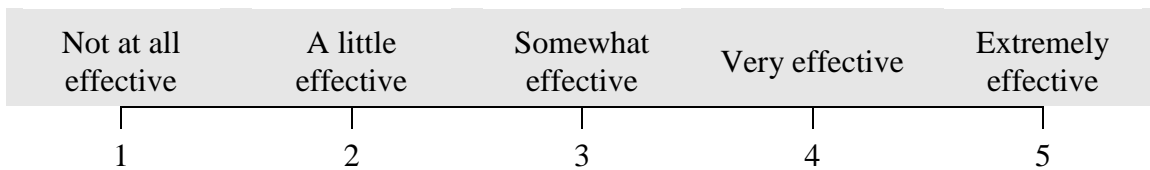
**8** How effective was the WAS\*IS workshop in introducing you to real-world examples of work that integrates meteorology and social science?



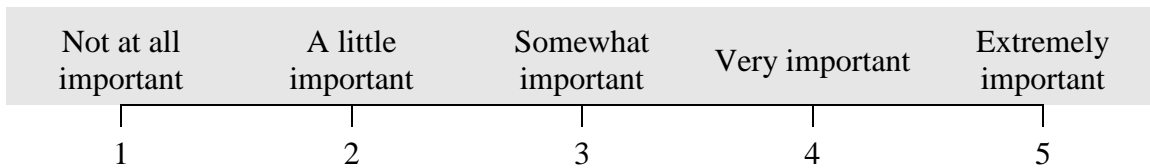
**9** How important to you is it to discuss research, application, or educational opportunities for work that integrates meteorology and social science?



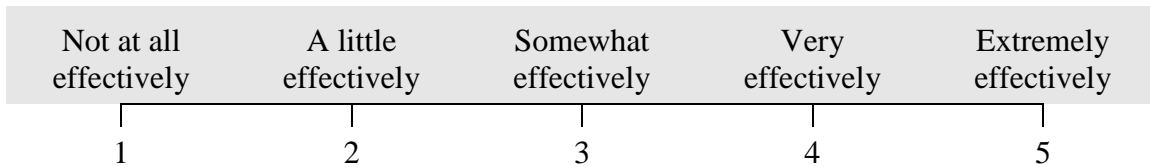
**10** How effective was the WAS\*IS workshop in facilitating discussion about research, application, or educational opportunities for work that integrates meteorology and social science?



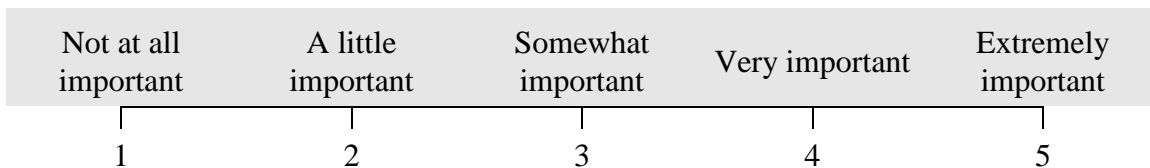
**11** How important to you is the community-building aspect of WAS\*IS?



**12** How effectively do we facilitate the community-building aspect of WAS\*IS?



**13** How important to you is it to stay in touch with the WAS\*ISers you met at the workshop you attended?



**14** How effectively do we facilitate your staying in touch with the WAS\*ISers you met at the workshop you attended?

Not at all effectively	A little effectively	Somewhat effectively	Very effectively	Extremely effectively
1	2	3	4	5

**15** How important to you is it to meet WAS\*ISers from other workshops (i.e., workshops you did not attend)?

Not at all important	A little important	Somewhat important	Very important	Extremely important
1	2	3	4	5

**\*\*16** How effectively do we facilitate your meeting WAS\*ISers from other workshops?

Not at all effectively	A little effectively	Somewhat effectively	Very effectively	Extremely effective
1	2	3	4	5

## Section 2: Impacts of WAS\*IS

The following questions pertain to the impacts of **WAS\*IS** on you personally and on your work or education.

**\*\*17** Based on your attendance at WAS\*IS, have you modified any existing projects to integrate meteorology and social science?

- Yes
- No

*(If yes)* **17a** Please provide a brief description.

**\*\*18** Based on your attendance at WAS\*IS, have you undertaken any new projects that integrate meteorology and social science?

- Yes
- No

*(If yes)* **18a** Please provide a brief description.

**\*\*19** Have you been able to integrate something you took away from WAS\*IS into your work or education?

- Yes
- No

*(If yes)* **19a** Please provide a brief description.

**\*\*20** Based on your attendance at WAS\*IS, have you changed how you do your job or your schoolwork in any ways?

- Yes
- No

*(If yes)* **20a** Please provide a brief description.

**\*\*21** Have you discussed WAS\*IS tools, concepts, or topics with non-WAS\*ISers?

- Yes
- No

*(If yes)* **21a** With whom have you discussed these tools, concepts, or topics?

- Co-workers
- Other colleagues/peers
- Superiors
- Friends and/or family
- Others (please specify) \_\_\_\_\_

*(If yes)* **21b** What tools, concepts, or topics have you discussed?

*(If yes)* **21c** In your opinion, has your discussing these tools, concepts, or topics influenced their work or school?

- Yes
- No

**\*\*22** Have you made connections with non-WAS\*ISers that you would not have made had you not attended the WAS\*IS workshop?

- Yes
- No

*(If yes)* **22a** Please briefly describe the connections you've made.

**\*\*23** Has WAS\*IS influenced your career?

- Yes
- No

*(If yes)* **23a** Please briefly describe how.

**24** Not including the WAS\*IS workshop, how many other professional workshops, short courses, or colloquia (i.e., with a focus on training and collaboration versus only presentations of research results), have you attended in the past?

- 0
- 1-3
- 4-6
- 7 or more

*(If > 0)* **24a** Compared to the other workshops you have attended, how does the WAS\*IS workshop rank in terms of overall impact on you?

- Much less impact
- Less impact
- Of equal impact
- More impact
- Much more impact

*(If > 0)* **24b** Were there any aspects of any of the other workshops you attended that you think should be a part of the WAS\*IS workshop?

**25** What aspects of WAS\*IS have been the most beneficial to you? *(open-ended)*

**26** What aspects of WAS\*IS have been the least beneficial to you? *(open-ended)*

**\*\*27** Has your involvement in WAS\*IS led to any changes in the ways your business, agency, or department does business?

- Yes
- No

*(If yes)* **27a** Please briefly describe how.

**\*\*28** To what extent do WAS\*IS tools and concepts help you more effectively do your job or approach your schoolwork?

Not at all	A little	Somewhat	Very	Extremely	Not applicable
1	2	3	4	5	6

**\*\*29** To what extent does your work supervisor or school advisor think that WAS\*IS tools and concepts have been useful to your work/school?

Not at all	A little	Somewhat	Very	Extremely	Not applicable
1	2	3	4	5	6

## Section 3: Guiding Future Directions of WAS\*IS

The following questions pertain to future directions in which **WAS\*IS** should be moving. Here, we want your input on ways to maintain, strengthen, and grow the community over the next 1 to 3 years.

**30** What activities or efforts do you think would be most beneficial for maintaining, strengthening, and growing the WAS\*IS community? (*open-ended*)

**31** To what extent do you feel the options listed below would be useful for maintaining, strengthening, and growing the WAS\*IS community?

	Not at all useful	A little useful	Somewhat useful	Very useful	Extremely useful
Social gatherings at major conferences .....	1	2	3	4	5
Organized sessions at conferences or workshops for WAS*ISers to present work that integrates meteorology and social science .....	1	2	3	4	5
Organized sessions at conferences or workshops for anyone (i.e., including non-WAS*ISers) to present work that integrates meteorology and social science .....	1	2	3	4	5
A stand-alone WAS*IS conference in which all WAS*ISers are invited to attend, present their work, and develop new ideas and/or collaboration .....	1	2	3	4	5
An email list or discussion forum .....	1	2	3	4	5

	Not at all useful	A little useful	Somewhat useful	Very useful	Extremely useful
A professional development series or other means for acquiring certification in weather-social science integration .....	1	2	3	4	5
Activities within specific organizations (e.g., NWS, AMS) that specifically focus on integrating meteorology and social science .....	1	2	3	4	5
Funding for undertaking collaborative research efforts with colleagues .....	1	2	3	4	5
Advanced WAS*IS workshops (i.e., that bring back WAS*ISers to discuss a specific topic) .....	1	2	3	4	5
Integrating WAS*IS efforts with other related efforts such as the AMS Summer Policy Colloquium .....	1	2	3	4	5

**32** What, if any, are the major constraints in your current situation that limit your ability to continue doing WAS\*IS-type work? (*open-ended*)

**33** For you to undertake WAS\*IS-type work or continue doing WAS\*IS-type work, how important are the following?

	Not at all important	A little important	Somewhat important	Very important	Extremely important
Financial support .....	1	2	3	4	5
More time .....	1	2	3	4	5
Support from colleagues.....	1	2	3	4	5

**\*\*34** To what extent are your WAS\*IS-related efforts considered by your supervisor or advisor to be part of your job or schoolwork?

Not at all	A little	Somewhat	Very	Extremely	Not applicable
1	2	3	4	5	6

**34a** Has the extent to which your WAS\*IS-related efforts are considered to be part of your job or schoolwork changed for you since you attended WAS\*IS?

- Yes
- No

*(if yes)* **34ai** Please briefly describe how the situation has changed.

## Section 4: About You

The remaining questions are about you. We will use this information to group your responses with responses of others. You do not have to answer any question you are uncomfortable answering, but all your responses will remain confidential, and none of your responses will be reported in a way that can be linked back to you.

**\*\*35** In which WAS\*IS workshop(s) were you a participant?

- Original Boulder WAS\*IS (November 2005 and March 2006)
- Norman WAS\*IS (April 2006)
- 2006 Summer WAS\*IS (July 2006)
- Australia WAS\*IS (January-February 2007)
- 2007 Summer WAS\*IS (July 2007)

**36** Which of the following best describes your current sector?

- Academic sector
- Private sector
- Public sector
- Non-profit sector
- Other (please specify) \_\_\_\_\_

**37** In what discipline(s) are you professionally trained? *(open-ended)*

**38** In what phase of your career do you consider yourself to be?

- Early career
- Middle career
- Late career

- 39** What is the highest degree or level of school you have completed?
- High school diploma or equivalent
  - Some college
  - BA/BS
  - MA/MS
  - PhD or other professional degree
- 40** On a scale of 1 to 7, where 1 is “WAS” and 7 is “IS”, how would you rank yourself before you participated in the WAS\*IS workshop?
- 41** On a scale of 1 to 7, where 1 is “WAS” and 7 is “IS”, how would you rank yourself now that you have participated in the WAS\*IS workshop?
- 42** On a scale of 1 to 7, where 1 is “WAS” and 7 is “IS”, how would you rank your place of work or educational institution?
- 43** On a scale of 1 to 7, where 1 is “WAS” and 7 is “IS”, how would you rank your immediate supervisor?
- 44** If you have any additional comments about anything related to WAS\*IS, please provide them below.

**Thank you for taking the time to complete this survey!**